










WALK BEHIND FLOOR SCRUBBER CUM DRIER

Model	CT 40 45B	
Washing Track	mm	450
Squeegee Width	mm	730
No.of Brushes		1
Brush Dia.	mm	450
Brush Pressure	kg	30
Brush Motor	Watt	60
Brush Rotation	rpm	145
Max. Speed	km/hr	3.5
2- Stage Suction Motor	Watt	550
Vacuum	mm of H ₂ O	1700
Airflow	Ltr/sec	32
Solution Tank	Liter	40
Recovery Tank	Liter	50
Fixed Wheel Dia.		2 X 145 mm
Weight	Kg	83
Voltage	V / Hz.	24V DC
Dimension (LxWxH)	mm	1230x516x960
Productivity	m ² /hr	1750
V SHAPE SQUEEGEE		STANDARD



Special Features

	The soundproofing system guarantees low noise levels		AFS (Anti Foam System) Exclusive antifoam system protects the motor perfectly against foam.
	SLS (Self Leveling System) – uniform washing guaranteed by the washing head which adapts instantly to even the most irregular surfaces		Simple to use! Just press a button and away you go!
	CWS (Constant weight system): efficient and uniform washing thanks to the constant brush pressure.		Automatic brush attachment and release system (without hands or tools).
	The brush drive motor has a high Efficiency reduction gear.		Impact resistant extralarge capacity plastic tanks - solution tank 40 litres, collection tank 50 litres. The collection tank can be lifted and washed easily
	Impact resistant squeegee with wheels, rapid blade change without tools. Blades can be used in all four directions before being replaced. Dries perfectly right up to the wall and even around curves		

